


# AT HOME MUSEUM

Create your own museum at home. Grab three to five objects that mean something to you. It could be something you collect, a gift, a tool, a family joke, a stuffed animal, or anything else that you feel is important. Then, write a few sentences to make a museum label for each object. Talk about what the object is, what it means to you, or what memories you have attached to it. Record the time period it is from (year, season, etc.) and other measurements for the catalog.

And don't forget to share your photos of your museum with us!





### Copy of JRR Tolkien's *The Hobbit*

This copy of the Hobbit was my mother's copy when she was in college. This is the copy that she read to my sisters and I when we were younger. It is one of my favorite books and made all the more special since it used to belong to my mother.

### Primer from a Cannon

I used to work on a historic ship and part of the job was firing a cannon. It was fun part of the job and a cool skill to say you have. This primer is part of what helped the cannon go off. This specific primer is from my last day at that job and it was the last firing. This helps remind me of that time and the good times at that job.



### Wizards and Lizards Wand


One of my first jobs was a camp counselor at a local nature center. It was the job that made realize that I wanted to do informal education. One of my favorite camps I did at the time was called Wizards and Lizards which was a Harry Potter based camp. We made wands at the camp and this is the one I made.

### Hufflepuff Key chain

This the key chain that is on my car keys. Harry Potter is one of my favorite books. I identify very closely with Hufflepuff as a house and its key qualities of loyalty, hard work, patience and dedication. This helps reminds me that these traits are large part of me and that is a good thing.




# JULIETTE 'S MUSEUM



# LET'S CATALOG

Once you've chosen your objects, check out our activity, Sort It Out. At museums, curators do something called "cataloging", which means that they record objects, their measurements, and other descriptors. Objects are also put into categories. Using the Sort It Out activity, can you put your museum objects into categories?

For example, let's think about a kitchen. In a kitchen you can find **cooking tools**, like knives and measuring cups. You can also find **furniture**, like a table or chairs. Those are different categories.



**Tools**



**Furniture**

Once you've sorted your objects, try measuring their dimensions and describing them. Focus on texture, color, and what the object might be used for.

# WHAT CAN OBJECTS TELL US?

Objects in museums have **cultural significance**.

Science museums display important scientific contributions. History museums display things of historic importance. **Your** museum at home shows off what's important to you. Think about why the objects you've chosen are important to you and what that can tell other people about you.

Start a family museum! Have your family make their own individual exhibits for your at home museum and then share with each other. You can learn a little more about one another!



For example, a person chooses a guitar, sheet music, and a CD as their objects. Based off of these objects, we could guess that the person is a musician and music is important to them.